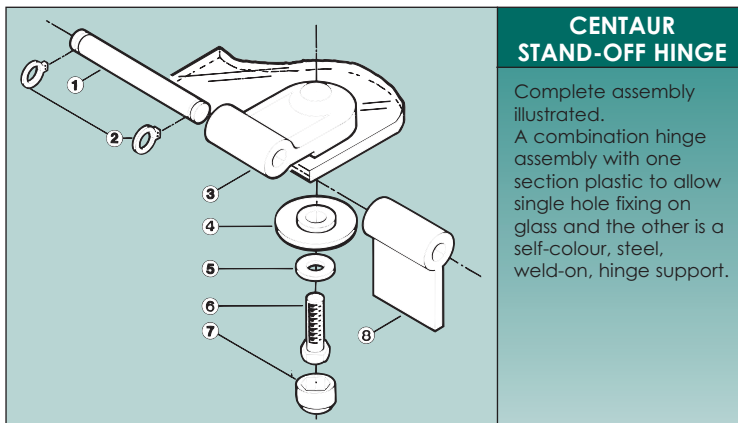


CENTAUR WINDOW HANDLE

Complete assembly illustrated. Ideally suited for single hole fixing direct to glass.

PART NO.	DESCRIPTION	QTY	MATERIAL	ITEM NO.
1356/001	Handle	1	Plastic	1
1356/058	M8 tapped cone housing	1	Plastic	2
1350/056	Cone washer	1	Plastic	3
1350/053	Ø8 washer	1	Steel, chem. black	4
1350/055	Screw, M8 x 20*	1	Steel, chem. black	5
1350/054	Cap	1	Plastic	6
1356/002	Complete assembly			1-6

*M8 x 20 for 4 - 6mm glass thickness. Ø15mm (0.6") hole in glass required.




CENTAUR STAND-OFF HINGE

Complete assembly illustrated. A combination hinge assembly with one section plastic to allow single hole fixing on glass and the other is a self-colour, steel, weld-on, hinge support.

PART NO.	DESCRIPTION	QTY	MATERIAL	ITEM NO.
1350/068	Ø8 x 76 pin	1	Steel, zinc plated	1
1350/069	Circlip	2	Steel, black	2
1350/062	Hinge	1	Plastic	3
1350/064	Cone washer	1	Plastic	4
1350/067	Ø6 washer	1	Steel, chem. black	5
1350/066	Screw M6 x 25*	1	Steel, chem. black	6
1350/065	Cap	1	Plastic	7
1350/070	Hinge, weld-on	1	Steel, self-colour	8
1350/004	Complete assembly			1-8

*M6 x 25 for 4 - 6mm glass thickness. Ø15mm (0.6") hole in glass required.



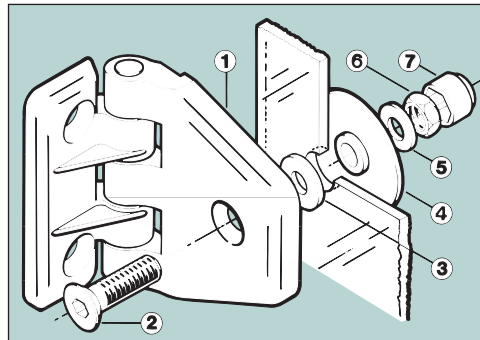


CENTAUR GLAZING CLAMP

Complete assembly illustrated.
Two plastic washers give a clamping action on this versatile, single hole glazing clamp.

PART NO.	DESCRIPTION	QTY	MATERIAL	ITEM NO.
1356/057	Screw, M6 x 40*	1	Steel, chem. black	1
1350/064	Cone washer	2	Plastic	2
1350/067	Ø6 washer	2	Steel, chem. black	3
1350/063	M6 nut	2	Steel, chem. black	4
1350/065	Cap	1	Plastic	5
1356/003	Complete assembly			1-5

*M6 x 40 for 4 - 6mm glass thickness. Ø15mm (0.6") hole in glass required.

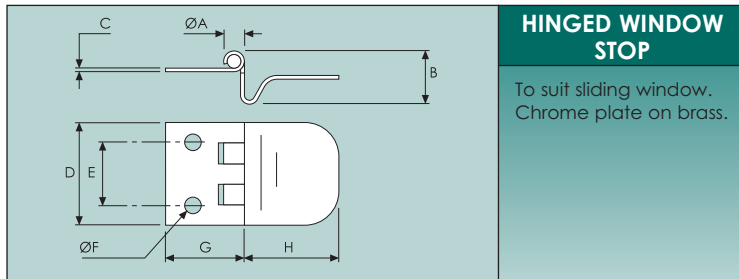


CENTAUR WINDOW HINGE

With optional fixing pack.
Complete assembly illustrated.
For dimensions of hinge (1), see section C, part no. 1350/002.
Ideally suited for single hole fixing direct to glass.

PART NO.	DESCRIPTION	QTY	MATERIAL	ITEM NO.
1350/002	Hinge	1	Plastic	1
1350/051	Screw, M8 x 35*	1	Black steel	2
1350/057	Ø8 washer	1	Rubber	3
1350/056	Cone washer	1	Plastic	4
1350/053	Ø8 washer	1	Steel, chem. black	5
1350/052	M8 nut	1	Steel, chem. black	6
1350/054	Cap	1	Plastic	7
1350/003	Complete fixing pack (no hinge)			2-7

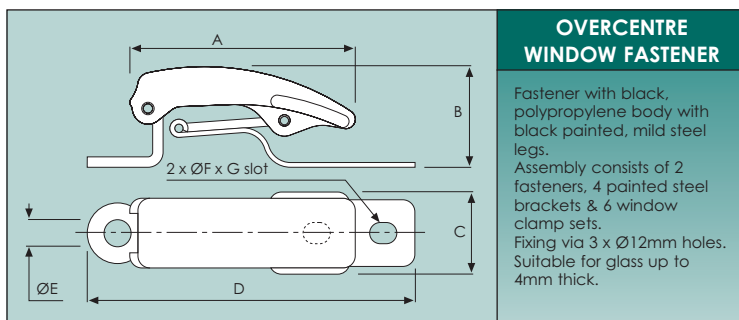

*M8 x 35 for 4 - 6mm glass thickness. Ø15mm (0.6") hole in glass required.



HINGED WINDOW STOP

To suit sliding window.
Chrome plate on brass.

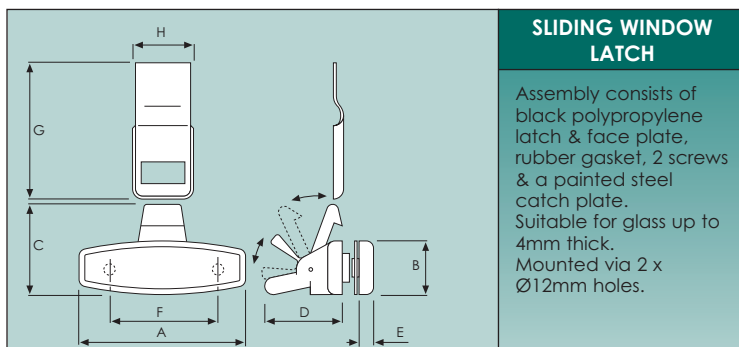
	A	B	C	D	E	F	G	H
2071/001								
Weight 10g/0.47oz								
METRIC (mm)	5	13	1	23	14.5	3.5	18	23
IMPERIAL (ins)	0.20	0.51	0.04	0.91	0.57	0.14	0.71	0.91



OVERCENTRE WINDOW FASTENER

Fastener with black polypropylene body with black painted, mild steel legs.
Assembly consists of 2 fasteners, 4 painted steel brackets & 6 window clamp sets.
Fixing via 3 x Ø12mm holes.
Suitable for glass up to 4mm thick.

	A	B	C	D	E	F	G	H
1351/200								
Weight 290g/10.2oz								
METRIC (mm)	74.0	35.0	26.5	106	9.00	6.50	9.00	
IMPERIAL (ins)	2.91	1.38	1.04	4.17	0.35	0.26	0.35	



SLIDING WINDOW LATCH

Assembly consists of black polypropylene latch & face plate, rubber gasket, 2 screws & a painted steel catch plate.
Suitable for glass up to 4mm thick.
Mounted via 2 x Ø12mm holes.

	A	B	C	D	E	F	G	H
2071/100								
Weight 40g/1.4oz								
METRIC (mm)	58.0	22.0	35.0	27.0	4.50	40.0	48.0	22.0
IMPERIAL (ins)	2.28	0.87	1.38	1.06	0.18	1.58	1.89	0.87





				SIDE WINDOW HANDLE							
				Black plastic moulding, complete with glazing clamp.							
				A	B	C	D	E	F	G	H
1351/001				Single stage opening				Weight 120g/4.2oz			
1351/002				Multi stage opening							
METRIC (mm)				13	5	112	94	100	5	12	35
IMPERIAL (ins)				0.51	0.20	4.41	3.70	3.94	0.20	0.47	1.38



				TWIST-ACTION LEVER HANDLE							
				Black plastic with a textured grain finish.							
				A	B	C	D	E	F	G	H
1357/001				Left hand (shown)				Weight 60g/2.1oz			
1357/002				Right hand							
METRIC (mm)				140	30	50	67	25	29	49	45
IMPERIAL (ins)				5.51	1.18	1.97	2.64	0.98	1.14	1.93	1.77

				STRIKER							
				For use with 1357/001 & 2 (see above). Black plastic with a textured grain finish.							
				A	B	C	D	E	F	G	H
1357/010				Weight 30g/1.1oz							
METRIC (mm)				36	66	90	28	25	9	11	8
IMPERIAL (ins)				1.42	2.60	3.54	1.10	0.98	0.35	0.43	0.32